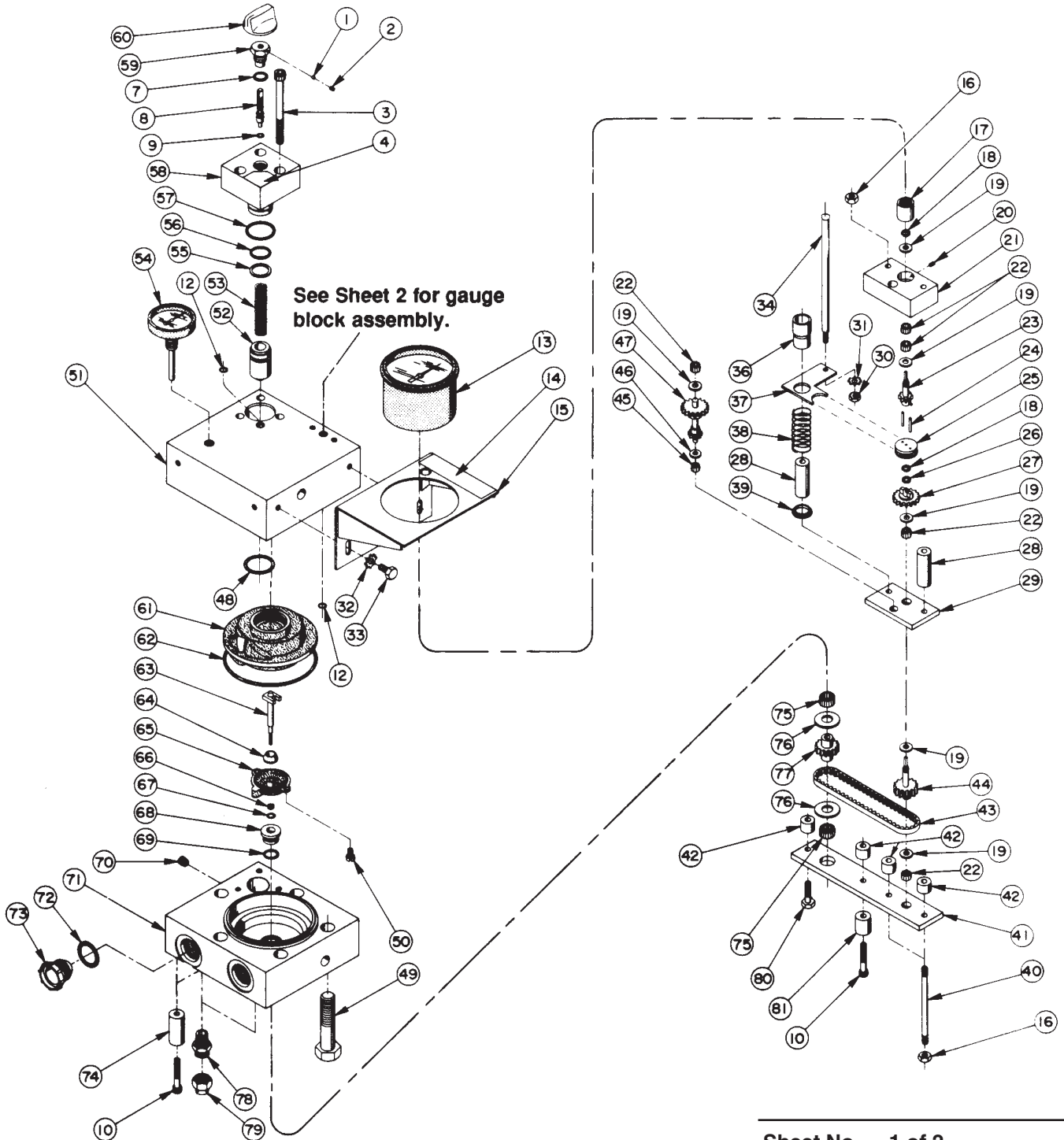


MODEL B IN-LINE HYDRAULIC TESTER BASIC ASSEMBLY



Parts List, Form No. 100351, Back sheet 1 of 2

Item No.	Part No.	No. Req'd	Description
1	24463	1	Nylon Insert
2	10587	1	Set Screw (8-32 UNC X 3/16)
3	11030	3	Soc. Hd. Cap Screw (5/16-18 X 3-1/2 Lg.)
4	*12656	1	Decal
7	*10300	1	O-ring (5/8 X 15/32 X 5/64)
8	25738	1	Regulator Valve
9	*10265	1	O-ring (5/16 X 3/16 X 1/16)
10	10022	3	Soc. Hd. Cap Screw (1/4-20 UNC X 1-1/2 Lg.)
12	*10266	2	O-ring (3/8 X 1/4 X 1/16)
13	213628	1	Tachometer
14	*202693	1	Warning Decal
15	34117	1	Panel
16	10382-NP	4	Hex Jam Nut (1/4-28 UNF)
17	23010	1	Tachometer Adapter
18	*12657	2	Retaining Ring (1/4" Shaft)
19	12594	6	Brass Washer (9/16 X 1/4 X 3/64)
20	12131	1	Set Screw (10-24 X 3/16 Lg.)
21	32517	1	End Plate
22	12563	5	Needle Bearing
23	25732	1	Tachometer Drive Ass'y
24	12593	2	Roll Pin (1/16 Dia. X 3/4 Lg.)
25	25626	1	Clutch Drive
26	*10442	1	Washer (3/8 X 1/4 X 1/32)
27	25641	1	Spur Gear
28	25705	2	Spacer (5/8 Dia. X 1-23/32 Lg.)
29	22082	1	Mounting Plate
30	10197	1	Hex Nut (#10-24 UNC)
31	11108	1	Lockwasher (#10 External)
32	11351	2	Lockwasher (1/4 External)
33	10005	2	Hex Hd. Cap Screw (1/4-20 UNC X 1/2 Lg.)
34	250162	1	Shift Rod
36	25729	1	Shift Sleeve
37	22081	1	Shift Yoke
38	12803	1	Compression Spring (3/4 O.D. X 2" Lg.)
39	26805	1	Spring Retainer
40	25703	2	Tie Rod
41	31939	1	Shift Support
42	25704	4	Spacer
43	12569	1	Timing Belt
44	25613	1	Drive Ass'y
45	12564	1	Needle Bearing
46	11523	1	Brass Washer (13/64 X 1/2 X 3/64)
47	25707	1	Idler Gear Ass'y
48	*10280	1	O-ring (1-3/8 X 1-1/8 X 1/8)

Item No.	Part No.	No. Req'd	Description
49	12720	5	Hex Hd. Cap Screw (5/8-11 X 2-3/4 Lg.; Torque to 90 ft. lbs.)
50	13441	2	Mach. Screw (#10-32 X 1/4 Lg.)
51	50308	1	Upper Body
52	25559	1	Poppet
53	10367	1	Compression Spring (1/2 O.D. X 2" Lg.)
54	11490	1	Temperature Gauge
55	*14489	1	Backup Washer (15/16 X 3/4 X 3/64)
56	*10275	1	O-ring (15/16 X 3/4 X 3/32)
57	*12598	1	O-ring (1-5/16 X 1-1/8 X 3/32)
58	32439	1	Flow Control Body
59	26571	1	Tapped Guide
60	12721	1	Plastic Knob
61	11489	1	Measuring Chamber Ass'y
62	*12599	1	O-ring (4-1/4 X 4" X 1/8)
63	23260	1	Drive Shaft Ass'y
64	13440	1	Roller
65	23023	1	Gear Plate
66	*12556	1	Teflon Glyd Ring
67	*12557	1	O-ring (11/32 X 7/32 X 1/16)
68	25564	1	Shaft Seal
69	*11284	1	O-ring (11/16 X 9/16 X 1/16)
70	10427	1	Pipe Plug (1/8 NPTF)
71	50309	1	Lower Body
72	*12745	2	O-ring (1-5/32 X 59/64 X 1/8)
73	12672	2	Plastic Plug
74	22117	2	Leg (11/16 Dia. X 1-17/32 Lg.)
75	12565	2	Needle Bearing
76	12595	2	Brass Washer (1-1/8 X 1/2 X 5/64)
77	25566	1	Drive Ass'y
78	21837	2	Nipple
79	*16230	2	Safety Valve Ass'y (Torque to 25-32 ft. lbs.)
80	10017	1	Hex Hd. Cap Screw (1/4-20 UNC X 1" Lg.)
81	22094	1	Leg (11/16 Dia. X 13/16 Lg.)

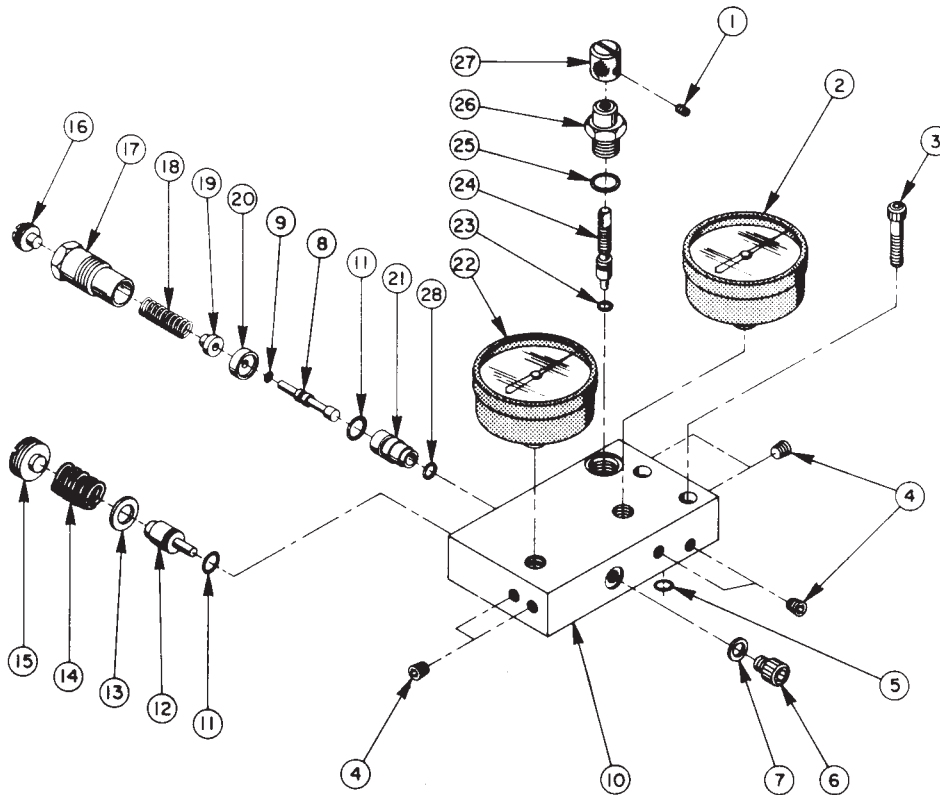
PARTS INCLUDED BUT NOT SHOWN

33422	1	Dual Press. Gauge Ass'y (See Sheet 2 of 2)
12709	2	Straight Union Adapter (1-1/16-12 UN to 3/4 NPSM)

Part numbers marked with an asterisk (*) are included in Repair Kit #300097.

To Convert to HT50A (Model C) or 4235 (Model C)
single speed see Conversion Kit #300915

DUAL PRESSURE GAUGE ASSEMBLY

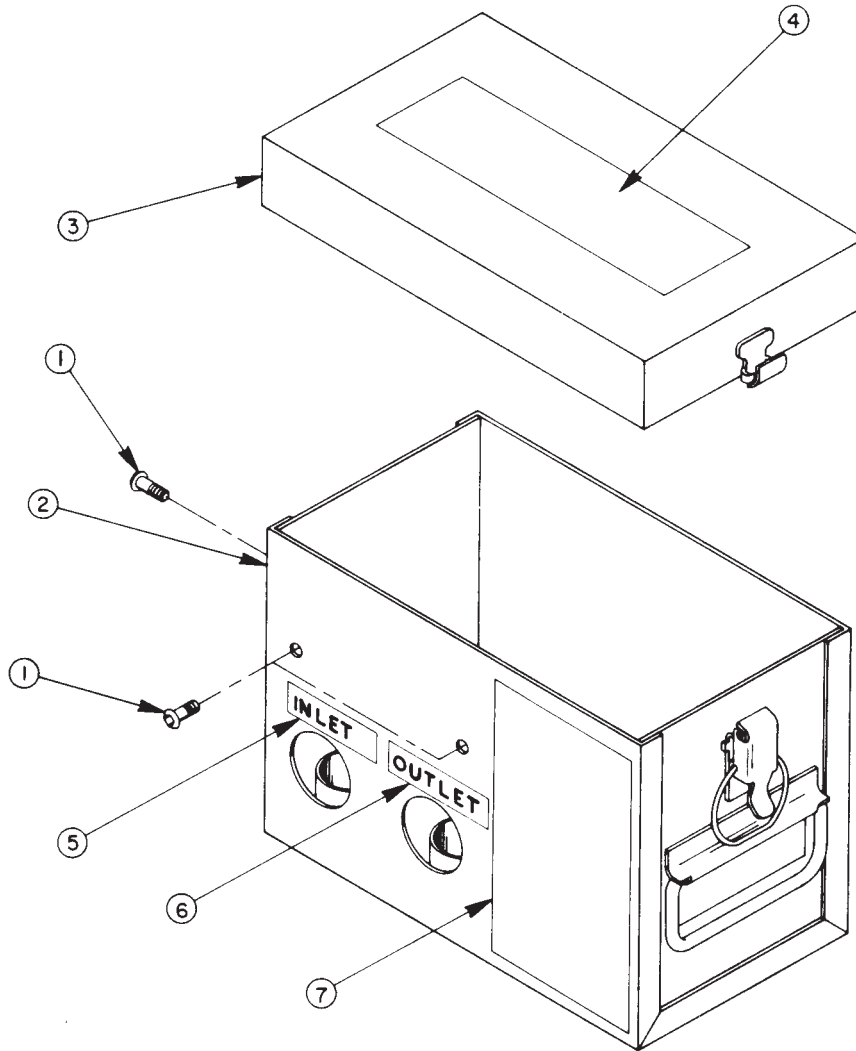


Item No.	Part No.	No. Req'd	Description
1	10132	1	Set Screw (8-32 UNC X 1/4)
2	17967	1	Liquid Filled Gauge (0-6000 PSI)
3	10020	2	Soc. Hd. Cap Screw (1/4-20 UNC X 1-1/4 Lg.)
4	11084	6	Pipe Plug (1/16 NPTF)
5	*10266	1	O-ring (3/8 X 1/4 X 1/16)
6	25683	1	Special Cap Screw
7	*11031	1	Copper Washer (15/32 X 5/16 X 1/32)
8	27786	1	Spool (Refer to Form #102461 for proper installation)
9	*10264	1	O-ring (1/4 X 1/8 X 1/16)
10	50445	1	Dual Gauge Block
11	*10268	2	O-ring (1/2 X 3/8 X 1/16)
12	200021	1	Plunger (Refer to Form #102461 for proper installation)
13	14968	1	Washer (25/64 X 3/4 X 1/16)
14	14979	1	Compression Spring (3/4 O.D. X 1" Lg.)
15	200020	1	Plug

Item No.	Part No.	No. Req'd	Description
16	27850	1	Adjusting Screw
17	33414	1	Spring Retainer
18	13165	1	Compression Spring (3/8 O.D. x 1-1/2 Lg.)
19	27805	1	Spring Button
20	27806	1	Guide Collar
21	27783	1	Guide
22	17966	1	Liquid-Filled Gauge (0-600 PSI)
23	*10265	1	O-ring (5/16 X 3/16 X 1/16)
24	200686	1	Stem
25	*10300	1	O-ring (5/8 X 15/32 X 5/64)
26	33415	1	Guide
27	200685	1	Knob
28	*12522	1	O-ring (3/8 X 1/4 X 1/16)
	33422	1	Dual Pressure Gauge Ass'y (Items 1-28)

Part numbers marked with an asterisk (*) are included in Repair Kit #300097.

HOUSING ASSEMBLY



Item No.	Part No.	No. Req'd	Description
1	15911	3	Button Hd. Cap Screw (1/4-20 X 5/8 Lg.)
2	50340BK2	1	Case
3	40844WH2	1	Cover
4	36569	1	Trade Name Decal
5	*207804	1	Decal
6	*207805	1	Decal
7	307363	1	Instruction Decal

Part numbers marked with an asterisk (*) are included in Repair Kit #300097.

Refer to any operating instructions included with this product for detailed information about operation, testing, disassembly, reassembly, and preventive maintenance.

Items found in this parts list have been carefully tested and selected. **Therefore: Use only genuine replacement parts!**

Additional questions can be directed to our Technical Services Department.